



## SEF Checking service



Send your SEF to us by e-mail along with your Raise online. One of our practising lead inspectors will check and return it with detailed comments on how to improve each section.

Infant : £199  
 Infant & junior : £249  
 Secondary/Academies : £349

To go ahead with this today, just email your SEF and Raise to [rob@robjoneseducation.co.uk](mailto:rob@robjoneseducation.co.uk) with SEF CHECK in the subject line.

*'Really helped me put together a great SEF quickly'*  
*'Ofsted came three weeks later and commented on the high quality of the SEF ..and undoubtedly helped the inspection team understand our school quickly when they visited'*  
*'In a busy school, I have to confess that SEF writing was not my priority, but this saved so much time'*

Happytown self evaluation appraisal

**A1.1 : The context in which the school works**

Summary	Roll i ment accor probab of sta
Quite a lot of this text can be cut right down. About half a page is right for this section.	Good circum
As a rule, don't repeat any information that is already in Raise. Any information that has changed since the last Raise (stability and roll in your case?) can go in here.	No nr deprt lower need figure have and a has c scthos gives
There is rather a lot on the social deprivation aspects of the school which can be cut down. The point that the school is in the lowest quintile is understood by Raise info. One or two sentences about the housing in the area would be fine.	No nr on er
It is a good idea to paragraph or bullet point every section in the SEF, since the block text is rather difficult to read. In this context section for example you might have 10-15 bullets which make a sharp concise point about the context of the school.	The i since the si some
	No nr this c when
	No nr mix o
	Any r the la

Happytown self evaluation appraisal

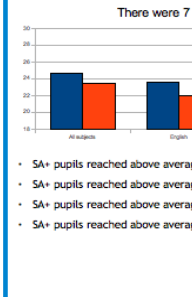
**A2.1 : Pupils' attainment**

Summary	Suggested amendments
Judgement is correct, but the reasons for 08 results being sig- need to be explained briefly. 50% of performance indicators are sig- over the past 3 years, indicating that this is a borderline judgement, but the elimination of sig-in 09 favours a grade 3. (see tables below)	Much better bullets in this section. Far easier to read and get the information quickly that is required.  SEN info for Y1 is useful and puts it into context. This is in Raise but can be missed by inspectors.
The fact that mathematics L4 was average but was -10 for L5 may be indicative of a lack of challenge for HAPS in maths? If so this needs to be threaded into other sections of the SEF.	Anything about the curriculum, e.g. big write, phonics etc. not relevant to this section and can be moved.
You need to tell the story behind the data, briefly and to the point. See opposite.	As you can see from the table below, this is a fairly formulaic judgement, based on attainment over the past 3 years. Your text should try to tell the story behind the data. Why, for example did girls not attain as highly as boys?
There is some confusion between attainment and progress. CVA is progress, so save this for A2.2. Remember that attainment is the language of APS, in other words standards.	No need to mention EYFS standards here. Save that for outcomes in the EYFS section.
It is important that you are realistic with this grade, since it is fairly formulaic, based on 3 years of data. If this section is overgraded, it doesn't instil confidence in the rest of the SEF grades and in turn calls into question the school's ability to self evaluate. This could be damaging when inspectors have to evaluate the quality of leadership and management in driving ambition and also the school's capacity to sustain improvement.	

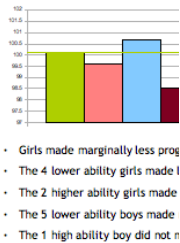
*This is the kind of analysis inspectors will do when judging attainment in your school.*  
 Table 1: Average points scores over three years for all subjects and English, mathematics and science at the end of Key Stage 2

## Raise online analysis and breakdown

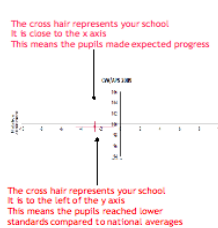
### KS2 SEN School Action + standards



### The progress of different groups of pupils overall : gender and ability



### Progress between Y2 and Y6: mathematics



- CVA (contextual value added) was **99.5** in 2009
- This means pupils made **satisfactory progress** in maths from their starting points in Y2
- This puts your school in the **bottom 30%** of schools in England for progress in maths
- In 2008 the school was in the **bottom 24%**
- In 2007 the school was in the **top 66%**

We take your Raise online and give you a powerpoint presentation with graphs and simplified analysis. Fabulous for presentation to governors, staff or parents, enabling you to turn complex data into something meaningful.

Infant : £150  
 Infant & Junior : £199  
 Secondary/Academies : £299

To go ahead with this today, just email your Raise to [rob@robjoneseducation.co.uk](mailto:rob@robjoneseducation.co.uk) with RAISE in the subject line.

*'Broke down complicated data beautifully'*  
*'Really helped staff understand the real issues in school'*  
*'Was great for me...helped us to make a school improvement plan that was focused'*  
*'One of my governors who never really understood data has become obsessed now!'*

## Visits to your school

### Let us write your SEF

Your SEF doesn't need to be a bureaucratic nightmare. We see hundreds of them each year and can ease the pain!  
 A one day visit to your school. We talk through the SEF sections with you and your team. By 3.30 that day, you will have a SEF fit for submission.  
 Prices from £399+VAT. Email/phone for details and a quotation

### Pre inspection check/T&L clinic

2 very popular services. Inspection due? Make sure your data, documentation, safeguarding is ready. Moderate your judgements on T&L - observations, support and guidance.  
 Prices from £399+VAT. Email/phone for details and a quotation